

RELYENCE DISTRIBUTOR PROGRAM



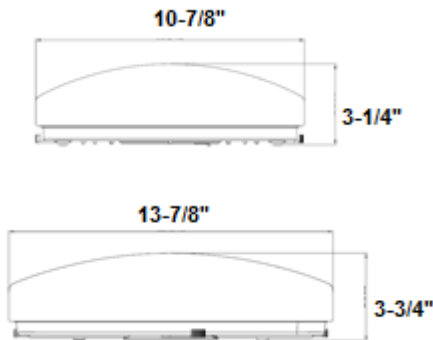
RE-GEO-FM-910XX

LED CEILING FIXTURES
LED SQUARE DRUM



Type	
Project	
Catalog No.	



DIMENSIONS: 10-7/8" SQ x 3-1/4" H / 13-7/8" SQ x 3-3/4" H



SPECIFICATIONS

Model	RE-GEO-FM-910XX	
Description	LED Square Drum	
Input Voltage	120 VAC	
Size	11"	14"
Wattage	15W	25W
Lumens	1100lm	1800lm
Efficacy	73 lm/W	72 lm/W
CCT/CRI	2700K@90CRI	
	3000K@80CRI	
	3500K@80CRI	
Power Factor	>0.9	
Operating Temperature	-20 to +40°C	
Dimming	10 to 100%, Triac and CFL/LED	
Dimensions	See Diagram	
Environment	Indoor – Dry / Damp	
Certifications	 	
Warranty	5 Years – see published warranty terms for detailed information.	

▼ Exceeding the operating temperature values may damage the LEDs by reducing the lifespan, lumen output, and/or adversely impact color consistency. Improper thermal management may lead to premature product failure and void the warranty.

DESCRIPTION

JESCO's RELYENCE Series square low profile ceiling fixture offers a cost effective solution for general lighting in both residential and light commercial applications. Available in 11" and 14" sizes, the white acrylic diffuser is easily removed with hidden latches for installation in any room. Applications include bedrooms, foyers, hall ways and offices. Both sizes incorporate a highly efficient LED design providing up to 73 lumens per watt which is dimmable down to 10% with most Triac or CFL/LED dimmers. Can be used in dry or damp locations.

FEATURES

- Up to 1800 lm from 25W with integral LED design
- Highly efficient - 73 lm/W
- CCT - 2700K, 3000K or 3500K◆
- CRI >80 & 90◆
- Dimmable down to 10% with most Triac or CFL/LED dimmers
- LED Life - 50,000 hours
- Ceiling or wall mounting
- ADA compliant
- Dry or damp location
- Eco-Friendly – No mercury or hazardous materials

◆Refer to ordering info

JESCO
LIGHTING GROUP

www.jescolighting.com
support@jescolighting.com
Tech Support: 855.592.0029

15 Harbor Park Drive
Port Washington, NY 11050
Main Line: 800.527.7796
Fax Line: 855.265.5768

219 South 6th Ave
City of Industry, CA 91746
Main Line: 855.654.0110
Fax Line: 626.333.2955

Specifications subject to change without notice.

1/12/2017
Page 1 of 3

RELYENCE DISTRIBUTOR PROGRAM



RE-GEO-FM-910XX

LED CEILING FIXTURES
LED SQUARE DRUM

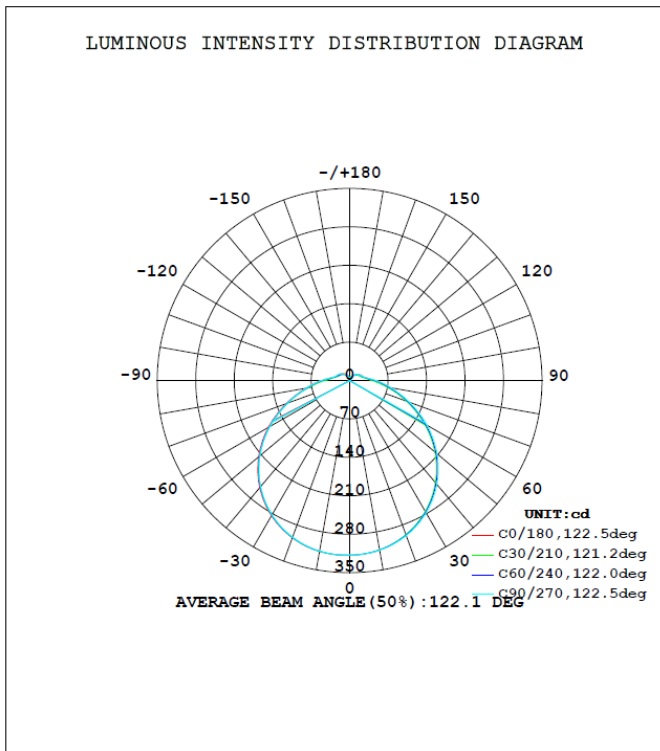
Type	
Project	
Catalog No.	

ORDERING INFORMATION

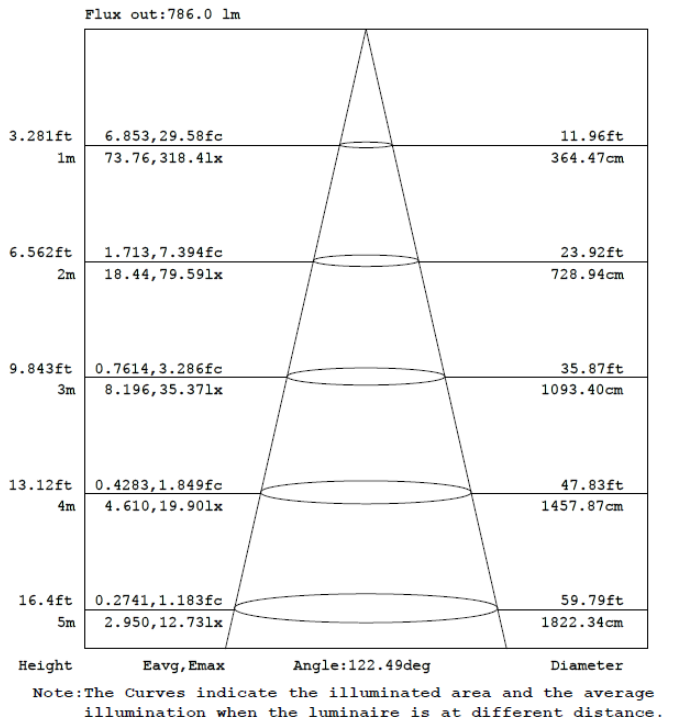
MODEL RE-GEO-FM-910	STYLE 11-10-7/8" Square 14-13-7/8" Square	CCT/CRI 2790-2700CCT/90CRI 3080-3000CCT/80CRI 3580-3500CCT/80CRI	FINISH WH-White
-------------------------------	--	--	---------------------------

Example: RE-GEO-FM-91011-2790-WH

PHOTOMETRIC DATA



For 11"



RELYENCE DISTRIBUTOR PROGRAM

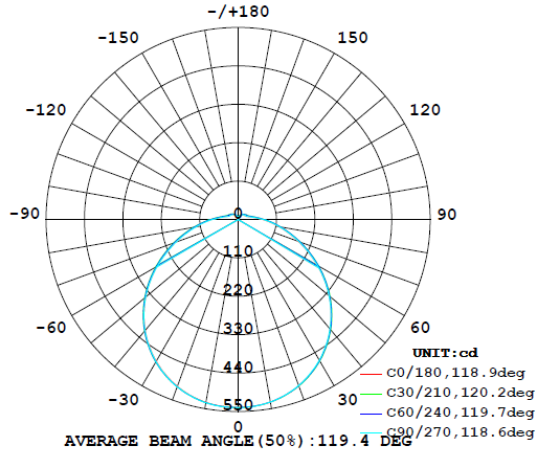


RE-GEO-FM-910XX

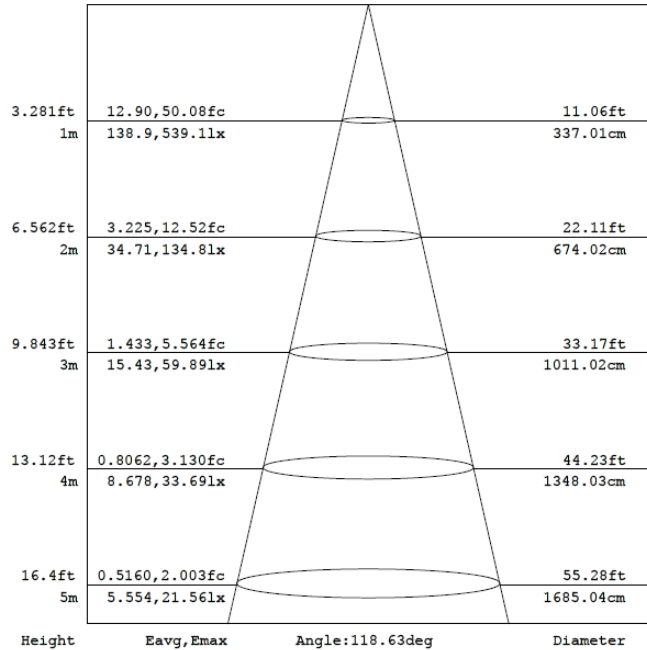
LED CEILING FIXTURES
LED SQUARE DRUM

Type	
Project	
Catalog No.	

LUMINOUS INTENSITY DISTRIBUTION DIAGRAM



Flux out: 1257 lm



Note: The Curves indicate the illuminated area and the average illumination when the luminaire is at different distance.

For 14"